


Electronic Hardware Corporation ISO9001:2000 Certified

THE WORLD'S LARGEST SELECTION OF KNOBS



Global Manufacturing and Innovative Design



**Clamp
Knobs
and Handles**



THERMOPLASTIC BALL KNOBS

- Moulded in high-impact resistant thermoplastic with a matt finish
- 3 size options: 25mm, 32mm and 38mm diameter
- Available with a moulded bore for self-fixing, with six different bore options
- Available with threaded metal inserts in alloy or brass with three different thread options
- Various colour options



PUSH / PULL KNOBS

- 3 sizes, 2 versions (female and male)
- Available with either coarse or fine knurl grip
- Solid non-cavity high impact resistant thermoplastic
- Various colour options



THERMOPLASTIC BRIDGE HANDLES

- Moulded in high-impact resistant reinforced thermoplastic with a matt finish
- Available in four different lengths
- Available in plain bore sizes, for use with socket head cap screw
- Various colour options



THERMOPLASTIC HANDLES

- 5 sizes, 3 versions (female, male or self fixing)
- Matt finish in high impact resistant thermoplastic
- Lightweight, yet very strong
- Various colour options



1.0 New Products



4.0 Indexed Clamping Handles



5.0 Cranking Handles




6.0 Lobe Knobs



7.0 Lobe Knobs



8.0 Wing & Tristar Knobs



9.0 Scallop & Star Knobs



10.0 Star Knobs



11.0 Star & Tristar Knobs



12.0 Scallop Knobs



13.0 Scallop Knobs with Logo



14.0 Knobs



15.0 Knobs



16.0 Self Assembly Knobs



17.0 Knobs



18.0 Knurled Knobs



19.0 Push/Pull Knobs
Button Knobs



20.0 Knobs



22.0 Ball Knobs



24.0 Tee Knobs



25.0 Revolving Knobs



26.0 Bridge Handles



28.0 Metal Bridge Handles



29.0 Revolving/Folding Handles



30.0 Handles



31.0 Handles



32.0 Control Handwheels



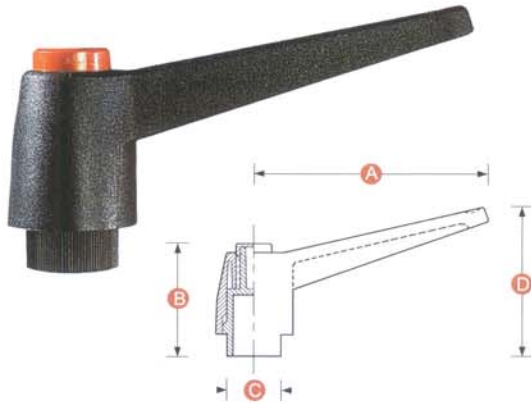
33.0 Control Handwheels



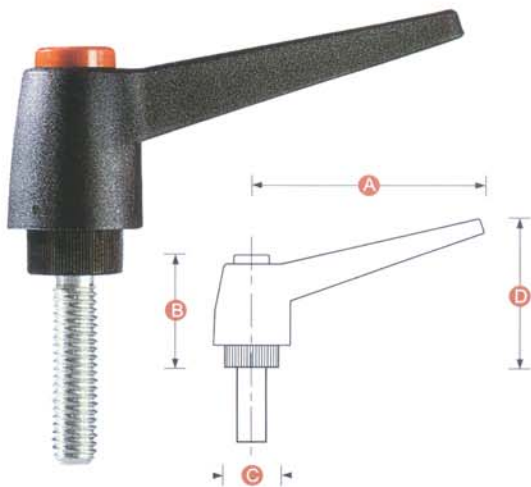
34.0 Control Handwheels



Type	Code	A	B	C	D	E	F	Thread (UNC)	Male thread length
------	------	---	---	---	---	---	---	--------------	--------------------

Indexed Clamping Handle matt finish - high impact resistant reinforced thermoplastic


Female	2843	1.69	1.02	0.47	1.26			10-24	1/4
Brass insert	2865	2.56	1.46	0.59	1.81			1/4	5/16
	2883	3.27	1.81	0.75	2.24			5/16	3/8
	28104	4.09	2.01	0.94	2.68			3/8	1/2



Male	2843/M	1.69	1.02	0.47	1.26			10-24	1/4	1/2 3/4 1
Plated steel stud	2865/M	2.56	1.46	0.59	1.81			5/16		3/4 1 1/4 1 3/4 2
	2883/M	3.27	1.81	0.75	2.24			3/8		1 1/4 1 1/2 1 3/4 2
Also available: Stainless steel stud	28104/M	4.09	2.01	0.94	2.68			1/2		1 1/4 1 1/2 2

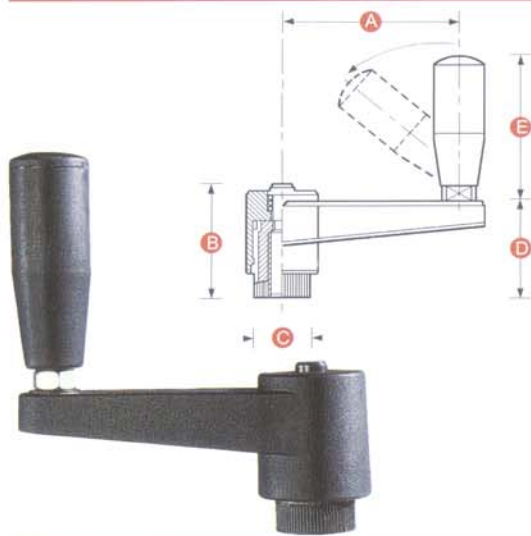
Operated by a simple lift and rotate movement, all handles include a ratchet for use in tight spaces. They are supplied with a comfortable plastic cap as opposed to the usual steel set screw, offering complete electrical insulation for the operator - adjust by pushing the coloured button and then park the handle in the desired safety position.
Available with an orange handle.



SPECIAL OPTIONS: Instead of the standard red cap, you can have a yellow, green, blue, grey, white or black cap at no extra charge.

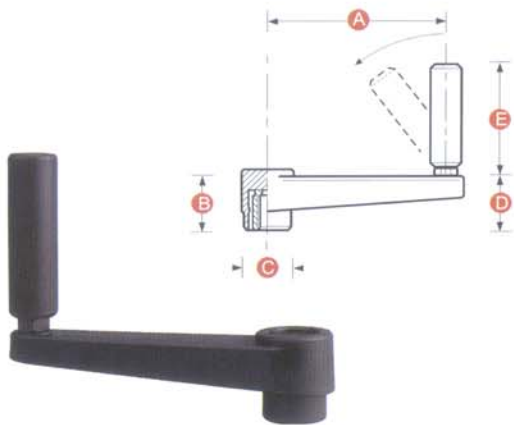


Indexed Cranking Handle with folding side handle matt finish - high impact resistant reinforced thermoplastic



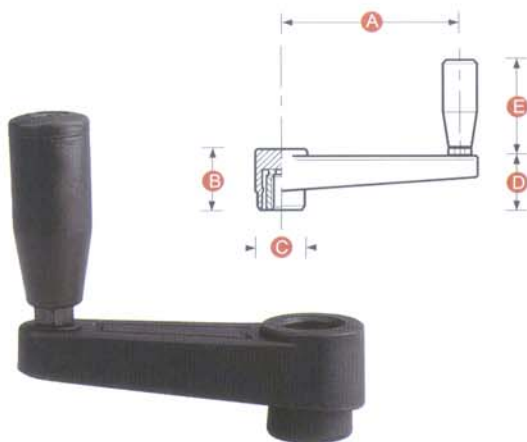
Type	Code	A	B	C	D	E	F	Thread	Male thread length
Female	5465	2.56	1.77	1.06	1.42	2.20		M8 M10 M12	
Plated steel insert	5480	3.15	2.05	1.34	1.81	2.95		M10 M12 M14	
	54110	4.33	2.05	1.34	1.85	2.95		M12 M14 M16	

Cranking Handle with folding side handle matt finish - high impact resistant reinforced thermoplastic



Female	5665	2.56	1.22	1.02	1.26	2.20		M8 M10 M12	
Brass insert	5680	3.15	1.30	1.18	1.30	2.20		M8 M10 M12	
	56110	4.33	1.54	1.30	1.54	2.99		M10 M12 M14	
M14 & M16	56140	5.51	1.93	1.65	1.97	3.54		M12 M14 M16	
Plated steel insert	56185	7.28	2.13	1.81	2.28	3.54		M12 M14 M16	

Cranking Handle with fixed side handle matt finish - high impact resistant reinforced thermoplastic




Female	5565	2.56	1.22	1.02	1.26	2.20		M8 M10 M12	
Brass insert	5580	3.15	1.30	1.18	1.30	2.60		M8 M10 M12	
	55110	4.33	1.54	1.30	1.54	2.99		M10 M12 M14	
M14 & M16	55140	5.51	1.93	1.65	1.97	3.39		M12 M14 M16	
Plated steel insert	55185	7.28	2.13	1.81	2.28	3.39		M12 M14 M16	


Type	Code	A	B	C	D	E	F	Thread (UNC)	Male thread length
Lobe Knob matt finish - high impact resistant thermoplastic									
 	Female	2030	1.18	0.83	0.47	0.39		10-24	1/4
	Aluminium or Brass insert	2040	1.57	1.06	0.59	0.47		1/4	5/16
		2050	1.97	1.30	0.71	0.51		1/4	5/16 3/8
		2060	2.36	1.57	0.87	0.63		5/16	3/8 1/2
		2075	2.95	2.05	1.02	0.79		3/8	1/2 5/8
 	Male	2030/M	1.18	0.83	0.47	0.39		10-24	1/4 1/2 3/4 1
	Plated steel stud	2040/M	1.57	1.06	0.59	0.47		1/4	5/16 1/2 3/4 1 1 1/2
		2050/M	1.97	1.30	0.71	0.51		1/4	5/16 3/8 3/4 1 1 1/2 1 3/4
		2060/M	2.36	1.57	0.87	0.63		5/16	3/8 1/2 3/4 1 1/4 1 3/4
		2075/M	2.95	2.05	1.02	0.79		3/8	1/2 5/8 1 1/4 1 3/4 2
 	Threaded Right Through	2030/T	1.18	0.83	0.47	0.39		10-24	1/4
	Aluminium or Brass insert	2040/T	1.57	1.06	0.59	0.47		1/4	5/16
		2050/T	1.97	1.30	0.71	0.51		1/4	5/16
		2060/T	2.36	1.57	0.87	0.63		5/16	3/8
		2075/T	2.95	2.05	1.02	0.79		3/8	1/2

SPECIAL OPTIONS: For a unique look, you can mix and match the colours of the body and the cap. Choose from yellow, green, blue, grey, white or red. Other colours on request. You can also incorporate your company logo or any other image you require on the cap.

Type	Code	A	B	C	D	E	F	Thread (UNC)	Male thread length
------	------	---	---	---	---	---	---	--------------	--------------------

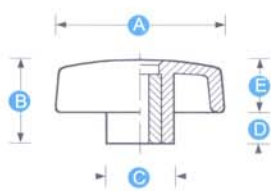
Lobe Knob matt finish - high impact resistant thermoplastic

	Female	2130	1.18	0.51	0.43	0.24		10-24	1/4
	Aluminium	2140	1.57	0.79	0.55	0.43		1/4	5/16
	or Brass	2150	1.97	0.91	0.75	0.43		1/4	5/16
	insert	2160	2.36	1.06	0.91	0.55		5/16	3/8

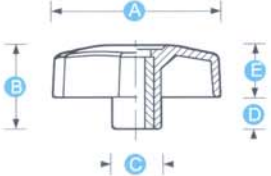
	Male	2130/M	1.18	0.51	0.43	0.24		10-24	1/4	1/2	3/4	
	Plated steel	2140/M	1.57	0.79	0.55	0.43		1/4	5/16	1/2	3/4	1 1/2
	stud	2150/M	1.97	0.91	0.75	0.43		1/4	5/16	3/4	1 1/2	13/4
		2160/M	2.36	1.06	0.91	0.55		5/16	3/8	3/4	1 1/4	13/4




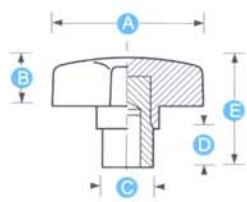

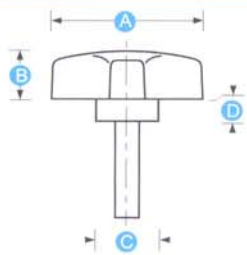

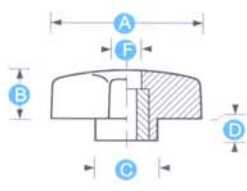

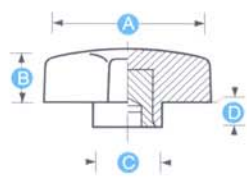

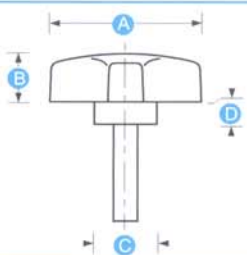

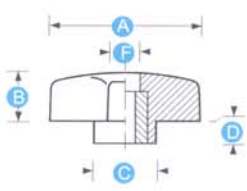
SPECIAL OPTIONS: These solid no-cavity knobs are ideal for use in the food and medical industry. They are available with stainless steel inserts and studs.

	Type	Code	A	B	C	D	E	F	Thread (UNC)	Male thread length
Wing Knob matt finish - high impact resistant thermoplastic										
 	Female	1523	1.10	0.51	0.43	0.12	0.39		10-24 1/4	
	Aluminium insert	1516	1.57	0.79	0.59	0.31	0.47		1/4 5/16	
		1517	1.97	0.94	0.59	0.35	0.59		1/4 5/16	
		1518	2.36	1.18	0.75	0.47	0.71		5/16 3/8	
 	Male	1523/M	1.10	0.51	0.43	0.12	0.39		10-24 1/4	1/2 3/4 1
	Plated steel stud	1516/M	1.57	0.79	0.59	0.31	0.47		1/4 5/16	3/4 1 1 1/2
		1517/M	1.97	0.94	0.59	0.35	0.59		1/4 5/16	1 1 1/2 2
		1518/M	2.36	1.18	0.75	0.47	0.71		5/16 3/8	1 1 1/2 2
 	Threaded Right Through	1523/T	1.10	0.51	0.43	0.12	0.39		10-24 1/4	
		1516/T	1.57	0.79	0.59	0.31	0.47		1/4 5/16	
	Aluminium insert	1517/T	1.97	0.94	0.59	0.35	0.59		1/4 5/16	
		1518/T	2.36	1.18	0.75	0.47	0.71		5/16 3/8	
Tristar Knob matt finish - high impact resistant thermoplastic										
 	Female	1527	1.10	0.67	0.43	0.24	0.43		10-24 1/4	
	Aluminium insert	1510	1.57	0.79	0.59	0.31	0.47		1/4 5/16	
		1511	1.97	0.94	0.59	0.35	0.59		1/4 5/16	
		1512	2.36	1.18	0.75	0.47	0.71		5/16 3/8	
 	Male	1527/M	1.10	0.67	0.43	0.24	0.43		10-24 1/4	1/2 3/4 1
	Plated steel stud	1510/M	1.57	0.79	0.59	0.31	0.47		1/4 5/16	3/4 1 1 1/2
		1511/M	1.97	0.94	0.59	0.35	0.59		1/4 5/16	1 1 1/2 2
		1512/M	2.36	1.18	0.75	0.47	0.71		5/16 3/8	1 1 1/2 2
 	Threaded Right Through	1527/T	1.10	0.67	0.43	0.24	0.43		10-24 1/4	
		1510/T	1.57	0.79	0.59	0.31	0.47		1/4 5/16	
	Aluminium insert	1511/T	1.97	0.94	0.59	0.35	0.59		1/4 5/16	
		1512/T	2.36	1.18	0.75	0.47	0.71		5/16 3/8	

SPECIAL OPTIONS: Available in red, green, yellow, blue, white and grey. Other colours on request.


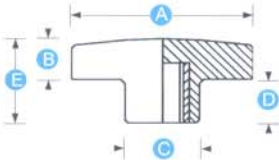

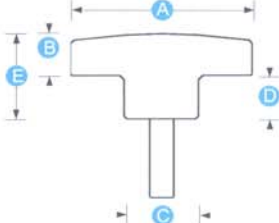

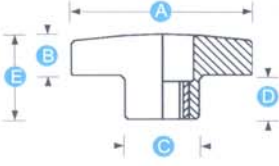

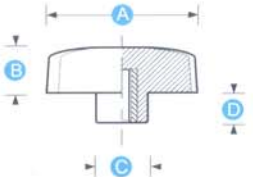

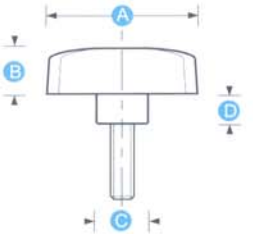

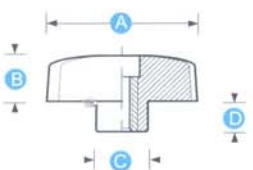
		Type	Code	A	B	C	D	E	F	Thread (UNC)	Male thread length
Scallop Knob matt finish - high impact resistant thermoplastic											
 	Female	1525	1.10	0.67	0.43	0.24	0.43			10-24 1/4	
	Aluminium insert	1513	1.57	0.79	0.59	0.31	0.47			1/4 5/16	
		1514	1.97	0.94	0.59	0.35	0.59			1/4 5/16	
		1515	2.36	1.18	0.75	0.47	0.71			5/16 3/8	
 	Male	1525/M	1.10	0.67	0.43	0.24	0.43			10-24 1/4	1/2 3/4 1
	Plated steel stud	1513/M	1.57	0.79	0.59	0.31	0.47			1/4 5/16	3/4 1 1 1/2
		1514/M	1.97	0.94	0.59	0.35	0.59			1/4 5/16	1 1 1/2 2
		1515/M	2.36	1.18	0.75	0.47	0.71			5/16 3/8	1 1 1/2 2
 	Threaded Right Through	1525/T	1.10	0.67	0.43	0.24	0.43			10-24 1/4	
		1513/T	1.57	0.79	0.59	0.31	0.47			1/4 5/16	
	Aluminium insert	1514/T	1.97	0.94	0.59	0.35	0.59			1/4 5/16	
		1515/T	2.36	1.18	0.75	0.47	0.71			5/16 3/8	
Star Knob matt finish - high impact resistant thermoplastic											
 	Female	1526	1.10	0.67	0.43	0.24	0.43			10-24 1/4	
	Aluminium insert	1507	1.57	0.79	0.59	0.31	0.47			1/4 5/16	
		1508	1.97	0.94	0.59	0.35	0.59			1/4 5/16	
		1509	2.36	1.18	0.75	0.47	0.71			5/16 3/8	
 	Male	1526/M	1.10	0.67	0.43	0.24	0.43			10-24 1/4	1/2 3/4 1
	Plated steel stud	1507/M	1.57	0.79	0.59	0.31	0.47			1/4 5/16	3/4 1 1 1/2
		1508/M	1.97	0.94	0.59	0.35	0.59			1/4 5/16	1 1 1/2 2
		1509/M	2.36	1.18	0.75	0.47	0.71			5/16 3/8	1 1 1/2 2
 	Threaded Right Through	1526/T	1.10	0.67	0.43	0.24	0.43			10-24 1/4	
		1507/T	1.57	0.79	0.59	0.31	0.47			1/4 5/16	
	Aluminium insert	1508/T	1.97	0.94	0.59	0.35	0.59			1/4 5/16	
		1509/T	2.36	1.18	0.75	0.47	0.71			5/16 3/8	

SPECIAL OPTIONS: Available in red, green, yellow, blue, white and grey. Other colours on request.


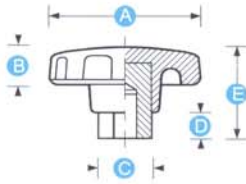

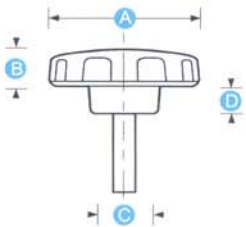

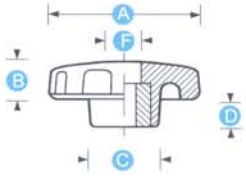

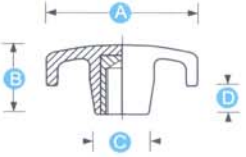

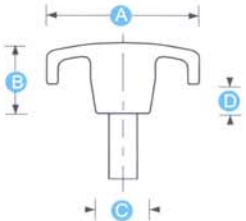
		Type	Code	A	B	C	D	E	F	Thread (UNC)	Male thread length
Star Knob gloss finish - duroplast											
		Female	1260	1.50	0.47	0.51	0.31	1.10		1/4 5/16	Also available with an equivalent plain bore as standard
		Aluminium insert	1261	1.97	0.51	0.59	0.31	1.30		1/4 5/16 3/8	
			1262	2.36	0.55	0.71	0.39	1.50		5/16 3/8 1/2	
			1263	3.15	0.67	0.87	0.47	1.77		3/8 1/2	
			1264	3.94	0.79	0.87	0.51	1.97		3/8 1/2	
		Male	1260/M	1.50	0.47	0.51	0.31			1/4	3/4 1 1 1/4
		Plated steel stud	1261/M	1.97	0.51	0.59	0.47			5/16	1 1 1/2 2
			1262/M	2.36	0.55	0.71	0.55			3/8	1 1 1/2 2
			1263/M	3.15	0.67	0.87	0.63			1/2	1 1/2 2
			1264/M	3.94	0.79	0.87	0.67			1/2	1 1/2 2 3
		Threaded Right Through	1260/T	1.50	0.47	0.51	0.31		0.39	1/4	
		Aluminium or Brass insert	1261/T	1.97	0.51	0.59	0.47		0.51	5/16	
			1262/T	2.36	0.55	0.71	0.55		0.63	3/8	
			1263/T	3.15	0.67	0.87	0.63		0.71	1/2	
			1264/T	3.94	0.79	0.87	0.67		0.91	1/2	
Star Knob matt finish - duroplast											
		Female	2260	1.50	0.51	0.63	0.47			1/4 5/16	Also available with an equivalent plain bore as standard
		Aluminium insert	2261	1.97	0.51	0.79	0.63			1/4 5/16 3/8	
			2262	2.36	0.59	0.94	0.75			5/16 3/8 1/2	
		Male	2260/M	1.50	0.47	0.51	0.47			1/4	3/4 1 1 1/4
		Plated steel stud	2261/M	1.97	0.51	0.59	0.63			5/16	1 1 1/2 2
			2262/M	2.36	0.55	0.71	0.75			3/8	1 1 1/2 2
		Threaded Right Through	2260/T	1.50	0.47	0.51	0.47		0.39	1/4	
		Aluminium or Brass insert	2261/T	1.97	0.51	0.59	0.63		0.51	5/16	
			2262/T	2.36	0.55	0.71	0.75		0.63	3/8	

SPECIAL OPTIONS: Metric threads, non-standard thread lengths and different thread materials (stainless steel, brass, aluminium, zinc plated steel) are available for most parts.

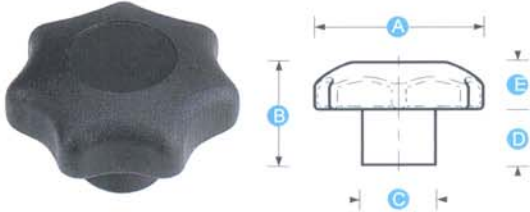
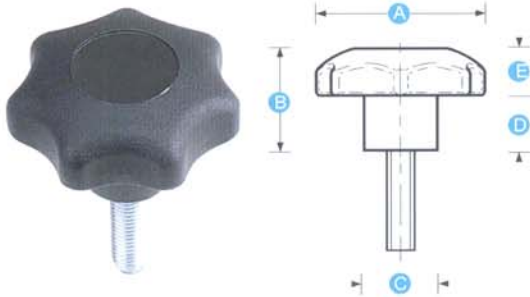


		Type	Code	A	B	C	D	E	F	Thread (UNC)	Male thread length
Star Knob matt finish - thermoplastic											
		Female	3260	1.50	0.43	0.63	0.47	0.91		1/4 5/16	
		Brass insert	3261	1.97	0.47	0.79	0.59	1.02		1/4 5/16 3/8	
			3262	2.36	0.55	0.94	0.59	1.14		5/16 3/8 1/2	
		Male	3260/M	1.50	0.43	0.63	0.47	0.91		1/4	3/4 1 1 1/2
		Plated steel stud	3261/M	1.97	0.47	0.79	0.59	1.02		5/16	3/4 1 1 1/2
			3262/M	2.36	0.55	0.94	0.59	1.14		3/8	1 1 1/2 2
		Threaded Right Through	3260/T	1.50	0.43	0.63	0.47	0.91		1/4	
			3261/T	1.97	0.47	0.79	0.59	1.02		5/16	
		Brass insert	3262/T	2.36	0.55	0.94	0.59	1.14		3/8	
Tristar Knob gloss finish - duroplast											
		Female	1390	1.38	0.71	0.59	0.35			1/4 5/16	Also available with an equivalent plain bore as standard
		Aluminium insert	1391	1.89	0.94	0.79	0.47			1/4 5/16	
			1392	2.36	1.38	0.98	0.59			5/16 3/8	
			1397	2.95	1.42	1.18	0.71			3/8 1/2	
		Male	1390/M	1.38	0.71	0.59	0.35			1/4	3/4 1 1 1/4
		Plated steel stud	1391/M	1.89	0.94	0.79	0.47			5/16	1 1 1/2 2
			1392/M	2.36	1.38	0.98	0.59			5/16 3/8	1 1 1/2 2
			1397/M	2.95	1.42	1.18	0.71			1/2	2
		Threaded Right Through	1390/T	1.38	0.71	0.59	0.35			1/4 5/16 3/8	
			1391/T	1.89	0.94	0.79	0.47			5/16	
		Aluminium or Brass insert	1392/T	2.36	1.38	0.98	0.59			3/8	

SPECIAL OPTIONS: Metric threads, non-standard thread lengths and different thread materials (stainless steel, brass, aluminium, zinc plated steel) are available for most parts.


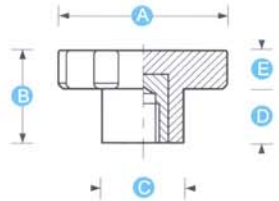

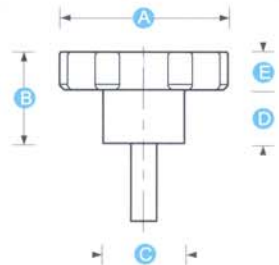

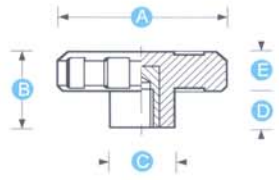

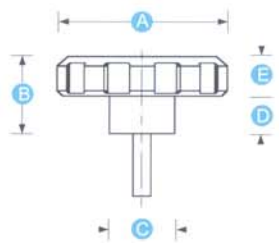

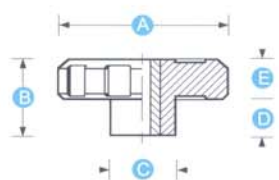

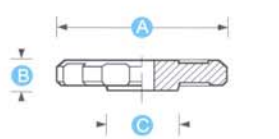
		Type	Code	A	B	C	D	E	F	Thread (UNC)	Male thread length
Scallop Knob gloss finish - duroplast											
		Female	I265	1.26	0.43	0.47	0.31	1.06		1/4 5/16	Also available with an equivalent plain bore as standard
		Aluminium insert	I266	1.73	0.51	0.55	0.31	1.14		1/4 5/16 3/8	
			I267	2.24	0.71	0.71	0.43	1.57		5/16 3/8 1/2	
			I268	2.76	0.71	0.87	0.47	1.69		3/8 1/2	
		Male	I265/M	1.26	0.43	0.47	0.31			1/4	3/4 1 1 1/4
		Plated steel stud	I266/M	1.73	0.51	0.55	0.31			5/16	1 1 1/2 2
			I267/M	2.24	0.71	0.71	0.47			3/8	1 1 1/2 2
			I268/M	2.76	0.71	0.87	0.51			1/2	1 1/2 2 3
		Threaded Right Through	I265/T	1.26	0.43	0.47	0.31		0.39	1/4	
			I266/T	1.73	0.51	0.55	0.31		0.51	5/16	
		Aluminium or Brass insert	I267/T	2.24	0.71	0.71	0.47		0.63	3/8	
			I268/T	2.76	0.71	0.87	0.51		0.71	1/2	
Scallop Knob matt finish - thermoplastic											
		Female	2265	1.26	0.79	0.59	0.35			10-24 1/4	
		Brass insert	2266	1.73	0.83	0.67	0.43			1/4 5/16 3/8	
			2267	2.24	1.06	0.79	0.43			5/16 3/8 1/2	
		Male	2265/M	1.26	0.79	0.59	0.35			1/4	3/4 1 1 1/2
		Plated steel insert	2266/M	1.73	0.83	0.67	0.43			5/16	3/4 1 1 1/2
			2267/M	2.24	1.06	0.79	0.43			3/8	1 1 1/2

Scallop Knob with Logo matt finish - high impact resistant thermoplastic

Type	Code	A	B	C	D	E	F	Thread	Male thread length
 <p>Female</p> <p>Brass insert</p>	4030	1.18	0.87	0.55	0.35	0.51		M4 M5 M6	
	4040	1.57	0.98	0.71	0.47	0.51		M6 M8	
	4050	1.97	1.26	0.83	0.63	0.63		M8 M10	
	4060	2.36	1.57	0.94	0.75	0.83		M10 M12	
	4080	3.15	1.97	1.38	0.98	0.98		M12 M16	
 <p>Male</p> <p>Plated steel stud</p>	4030/M	1.18	0.87	0.55	0.35	0.51		M5 M6	10 15 20 25 30
	4040/M	1.57	0.98	0.71	0.47	0.51		M6 M8	15 20 25 30 35
	4050/M	1.97	1.26	0.83	0.63	0.63		M8 M10	20 25 30 35 40
	4060/M	2.36	1.57	0.94	0.75	0.83		M10 M12	20 30 40 45 50
	4080/M	3.15	1.97	1.38	0.98	0.98		M12 M16	25 30 40 50 60

These scallop knobs are supplied, as standard, with a plain black cap. However, to enhance your corporate image or simply to mix and match, you can get the cap in 30 different colours, with your own company logo or any other image you require (providing it fits on the cap). The different colours are available at no extra charge, and for your logo, a one-off tooling charge of only \$175 applies. Please contact our Sales Department for more details or to arrange your customised product.



		Type	Code	A	B	C	D	E	F	Thread (UNC)	Male thread length
Scallop Knob gloss finish - duroplast											
 	Female	141	1.97	1.14	0.98	0.67	0.47			1/4 5/16 3/8 1/2	Also available with an equivalent plain bore as standard
	Aluminium insert	1415	2.48	1.38	1.18	0.87	0.51			5/16 3/8 1/2	
		142	2.95	1.73	1.38	1.06	0.67			3/8 1/2	
		143	3.94	2.13	1.85	1.42	0.71			3/8 1/2 5/8 3/4	
 	Male	141/M	1.97	1.14	0.98	0.67	0.47			5/16	2
	Plated steel stud	1415/M	2.48	1.38	1.18	0.87	0.51			3/8	2
		142/M	2.95	1.73	1.38	1.06	0.67			1/2	2 3
Knob gloss finish - duroplast											
 	Female	320	1.22	0.67	0.83	0.31	0.35			10-24 1/4 5/16	Also available with an equivalent plain bore as standard
	Aluminium insert	321	1.73	0.79	1.14	0.39	0.39			5/16 3/8 1/2	
		322	1.73	0.67	0.91	0.31	0.35			1/4 5/16 3/8	
		323	2.48	1.06	0.98	0.59	0.47			5/16 3/8 1/2	
		324	2.99	1.14	1.22	0.63	0.51			5/16 3/8 1/2	
		325	3.43	1.30	1.42	0.79	0.51			3/8 1/2	
 	Male	320/M	1.22	0.67	0.83	0.31	0.35			10-24 1/4 5/16	1 1 1/2
	Plated steel stud	321/M	1.73	0.79	1.14	0.39	0.39			1/4 5/16 3/8	1 1 1/2
		322/M	1.73	0.67	0.91	0.31	0.35			1/4 5/16 3/8	1 1/2 2
		323/M	2.48	1.06	0.98	0.59	0.47			3/8 1/2	1 1/2 2
 	Threaded Right Through	320/T	1.22	0.67	0.83	0.31	0.35			1/4 5/16	
	Aluminium insert	321/T	1.73	0.79	1.14	0.39	0.39			1/4 5/16 3/8	
		322/T	1.73	0.67	0.91	0.31	0.35			1/4 5/16 3/8	
		323/T	2.48	1.06	0.98	0.59	0.47			3/8 1/2	
		324/T	2.99	1.14	1.22	0.63	0.51			3/8 1/2	
Valve Knob gloss finish - duroplast											
 	Female	166	1.73	0.55	0.94					1/4 5/16	
	Moulded square hole	167	2.48	0.55	1.02					1/4 5/16 3/8	
		168	2.95	0.55	1.26					1/4 5/16 3/8 1/2	
		169	3.46	0.55	1.50					5/16 3/8 1/2	

SPECIAL OPTIONS: Metric threads, non-standard thread lengths and different thread materials (stainless steel, brass, aluminium, zinc plated steel) are available for most parts.

Type	Code	A	B	C	D	E	F	Thread (UNC)	Male thread length
Knobs gloss finish - duroplast									
	Female	97	1.02	0.87	0.51	0.43	0.43	10-24	1/4
	Aluminium insert	98	1.42	0.98	0.67	0.47	0.51	1/4	5/16 3/8
		99	1.85	1.10	0.87	0.51	0.59	3/8	1/2
Also available with an equivalent plain bore as standard									
	Female	1308	1.38	0.94	0.71	0.39	0.55	1/4	5/16
	Aluminium insert	1309	1.89	1.02	1.02	0.47	0.55	1/4	5/16 3/8
		1310	2.36	1.26	1.18	0.55	0.71	5/16	3/8 1/2
Also available with an equivalent plain bore as standard									
	Threaded Right Through	17/T	2.76	1.61	1.06	0.87		3/8	1/2
	Brass Insert								
	Threaded Right Through	24/T	2.01	2.05	0.98	1.30		3/8	1/2
	Brass Insert								

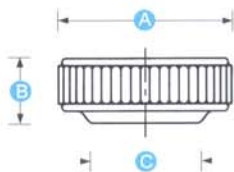


SPECIAL OPTIONS: Metric threads, non-standard thread lengths and different thread materials (stainless steel, brass, aluminium, zinc plated steel) are available for most parts.

Code	A	B	C	D	E	F	To fit socket head cap screw
------	---	---	---	---	---	---	------------------------------

Knurled Knob for Socket Head Capscrew high impact resistant thermoplastic

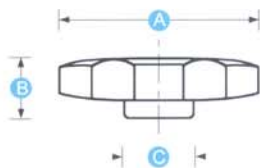
available in black, red and grey



SSK1	0.39	0.16	0.31				M3
SSK2	0.51	0.20	0.39				M4
SSK3	0.63	0.24	0.47				M5
SSK4	0.75	0.31	0.55				M6
SSK5	1.02	0.31	0.55				M6
SSK6	1.02	0.39	0.63				M8

Rosette Knob for Socket Head Capscrew high impact resistant thermoplastic

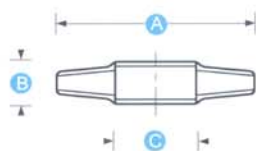
available in black, red and grey



SSR1	1.50	0.47	0.55				M6
SSR2	1.50	0.39	0.67				M8
SSR3	1.50	0.51	0.79				M10

Tee Knob for Socket Head Capscrew high impact resistant thermoplastic

available in black, red and grey



SST1	1.02	0.28	0.47				M5
SST2	1.18	0.31	0.51				M6
SST3	1.50	0.39	0.67				M8
SST4	1.77	0.47	0.79				M10



1 Select the required socket head cap screw - from M3 to M10



2 Select the knob type and size to suit your application




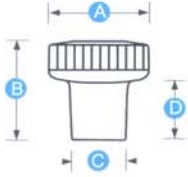

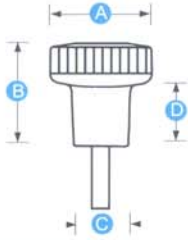



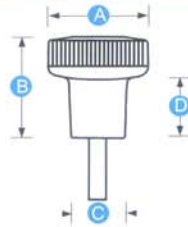

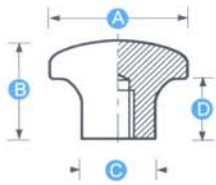

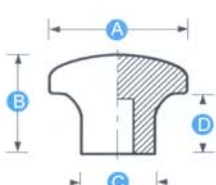
3 Select a simple assembly method - no special tools or glue necessary



4 Your instant thumb screw is ready for use

		Type	Code	A	B	C	D	E	F	Thread(UNC)	Malethreadlength
Knob matt finish - duroplast											
		Male Plated steel stud	1481/M	0.98	0.59	0.39	0.28			10-24	1/2 1
Knobs gloss finish - duroplast											
		Male Plated steel stud	1341/M	0.83	0.51	0.47	0.39			10-24 1/4	1/2 1
		Female Brass Insert	1440 1441	0.67 0.98	0.59 0.87	0.47 0.71				8-32 10-24 1/4	
		Male Plated steel stud	1440/M 1441/M	0.67 0.98	0.59 0.87	0.47 0.71				8-32 10-24 1/4	1/2 1/2
		Male Plated steel stud	1410/M	1.02	0.51					1/4	3/8
Timer Control Knob matt finish - high impact resistant thermoplastic											
		Female Fitted with clip to suit 'D' shaft	1535	1.57 1.57	0.79 0.79	0.43 0.43	0.71 0.71	0.18 4.6		6 mm 6 mm	
Arrows or numbers can be printed on this part											

		Type	Code	A	B	C	D	E	F	Thread (UNC)	Male thread length	
Knob matt finish - high impact resistant thermoplastic												
		Female	781	0.59	0.31	0.39	0.12			8-32 10-24 1/4		
		Aluminium insert	7810	0.75	0.35	0.47	0.12				10-24 1/4	
			7811	0.87	0.43	0.55	0.20				10-24 1/4	
			782	0.98	0.51	0.59	0.20				1/4 5/16	
Also available in red, green, yellow, blue, grey and white.												
		Male	781/M	0.59	0.31					8-32 10-24 1/4 1/2 3/4		
		Plated steel stud	7810/M	0.75	0.35						10-24 1/4 1/2 3/4 1	
			7811/M	0.87	0.43						10-24 1/4 1/2 3/4 1	
			782/M	0.98	0.51						1/4 5/16 3/8 1/2 3/4 1	
Also available in red, green, yellow, blue, grey and white.												
Knob gloss finish - duroplast												
		Male										
		Plated steel stud	1472/M	0.83	0.35	0.39				10-24 1/4 1/2 3/4 1		
Knob gloss finish - duroplast												
		Male										
		Plated steel stud	1395/M	0.75	0.47					1/4 1/2		
Knob gloss finish - duroplast												
		Female	501	0.55	0.63					8-32 10-24 1/4		
		Brass insert	502	0.79	0.87						10-24 1/4	
			503	0.98	1.30						1/4 5/16	
			504	1.18	1.50						1/4 5/16 3/8	
		Male	501/M	0.55	0.63					8-32 10-24 1/4 1/2		
		Plated steel stud	502/M	0.79	0.87						10-24 1/4 1/2	
			503/M	0.98	1.30						1/4 5/16 1	
			504/M	1.18	1.50						1/4 5/16 3/8 1	

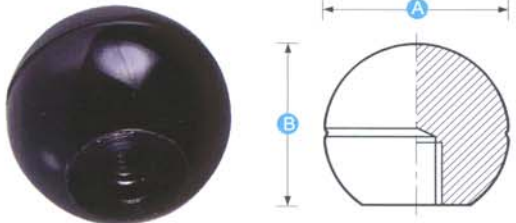
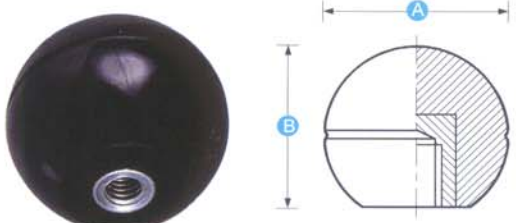

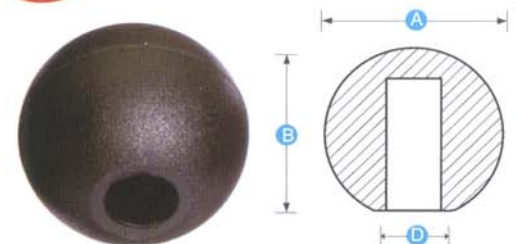
	Type	Code	A	B	C	D	E	F	Thread or bore	Male thread length				
Push/Pull Knobs matt finish - thermoplastic														
Coarse Knurl														
		Female	1625	0.79	0.79	0.47	0.39		M4	10-24				
		Brass insert	1626	0.98	0.98	0.55	0.59		1/4	5/16				
		1627	1.18	1.18	0.59	0.75		5/16						
		Male	1625/M	0.79	0.79	0.47	0.39		10-24	1/4	1/2	5/8	3/4	
		Plated steel stud	1626/M	0.98	0.98	0.55	0.59		1/4		5/8	3/4	1	1 1/2
		1627/M	1.18	1.18	0.59	0.75		5/16		1	1 1/2	2		
Push/Pull Knobs matt finish - thermoplastic														
Fine Knurl														
		Female	1650	0.79	0.79	0.47	0.39		M4	10-24				
		Brass insert	1651	0.98	0.98	0.55	0.59		1/4	5/16				
		1652	1.18	1.18	0.59	0.75		5/16						
		Male	1650/M	0.79	0.79	0.47	0.39		10-24	1/4	1/2	5/8	3/4	
		Plated steel stud	1651/M	0.98	0.98	0.55	0.59		1/4		5/8	3/4	1	1 1/2
		1652/M	1.18	1.18	0.59	0.75		5/16		1	1 1/2	2		
Button Knobs matt finish - thermoplastic														
		Female	7222	0.87	0.75	0.47	0.47		10-24	1/4				
		Moulded thread	7227	1.06	0.79	0.55	0.51		1/4	5/16				
		7232	1.26	0.91	0.59	0.59		5/16	3/8					
		7237	1.46	0.98	0.71	0.67		5/16	3/8					
		Self fixing	7222/SF	0.87	0.75	0.47	0.47		10-24	1/4				
		Simple knock-on assembly onto plain shaft	7227/SF	1.06	0.79	0.55	0.51		1/4	5/16				
		7232/SF	1.26	0.91	0.59	0.59		1/4	5/16					
		7237/SF	1.46	0.98	0.71	0.67		5/16	3/8					

Type	Code	A	B	C	D	E	F	Thread (UNC)	Male thread length
	Female	72	0.87	0.79	0.47			10-24	1/4
	Moulded thread	77	1.06	0.79	0.55				1/4
	Self fixing	77/SF	1.06	0.79	0.55				To fit 6mm shaft diameter
	Female	1008	1.38	0.91	0.79			1/4	5/16
	Male	1008/M	1.38	0.91	0.79			1/4	5/16 1/2
	Female	942	1.50	1.50	0.87			1/4	5/16 3/8
	Female	940	1.18	1.38	0.63			1/4	5/16 3/8

SPECIAL OPTIONS: Instructions, images or logos can be printed onto most parts.
The self fixing versions are ideal for non-threaded rods: Just knocking them onto a plain shaft with a plastic hammer will ensure a tight fit, without the need for costly threading.

Type	Code	A	B	C	D	E	F	Thread (UNC)	To fit shaft diameter	
Taper Knob gloss finish - duroplast										
 	Female	I031	0.87	1.18	0.47			1/4 5/16		
	Moulded thread	I032	1.10	1.38	0.71				5/16 3/8	
		I033	1.38	1.73	0.87				3/8 1/2	
		I034	1.77	2.36	0.98				3/8 1/2	
 	Self fixing	I031/SF	0.87	1.18	0.47				1/4	
	Simple knock-on assembly onto plain shaft	I032/SF	1.10	1.38	0.71					5/16
		I033/SF	1.38	1.73	0.87					3/8
		I034/SF	1.77	2.36	0.98					1/2 5/8
Taper Knob matt finish - high impact resistant thermoplastic										
 	Female	2029	0.59	0.79	0.39			10-24 1/4		
	Moulded thread	2031	0.71	0.98	0.47				1/4 5/16	
		2032	0.94	1.30	0.63				5/16 3/8	
		20325	1.10	1.50	0.71				5/16 3/8	
		2033	1.22	1.69	0.83				3/8 1/2	
 	Self fixing	2029/SF	0.59	0.79	0.39				1/4	
	Simple knock-on assembly onto plain shaft	2031/SF	0.71	0.98	0.47					1/4
		2032/SF	0.94	1.30	0.63					1/4 5/16
		20325/SF	1.10	1.50	0.71					5/16 3/8
		2033/SF	1.22	1.69	0.83					3/8 1/2
Knobs gloss finish - duroplast										
 	Female	360	1.50	0.94	0.67			1/4 5/16 3/8		
	Moulded thread	361	2.01	1.34	0.87			3/8 1/2		
 	Self fixing	360/SF	1.50	0.94	0.67				3/8	
	Simple knock-on assembly onto plain shaft	361/SF	2.01	1.34	0.87				1/2	

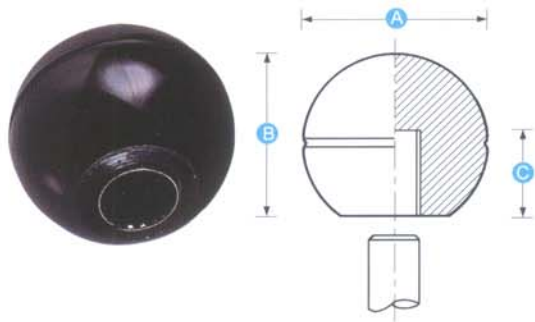


Type	Code	A	B	C	D	E	F	Thread (UNC)	
Threaded Ball Knobs gloss finish - duroplast									
	Female	300	0.63	0.59				8-32 10-24 1/4	
	Moulded thread	301	0.75	0.67					8-32 10-24 1/4
		302	0.98	0.91					1/4 5/16 3/8
		303	1.26	1.18					1/4 5/16 3/8 1/2
		304	1.50	1.42					1/4 5/16 3/8 1/2
		305	1.73	1.69					3/8 1/2 5/8
		306	2.01	1.93					3/8 1/2 5/8 3/4
Threaded Ball Knobs matt finish - high impact resistant thermoplastic									
	Female	351	0.98	0.91				1/4 5/16	
	Aluminium insert	352	1.26	1.18					1/4 5/16 3/8
		353	1.50	1.42					5/16 3/8
		354	1.73	1.69					3/8 1/2
		355	2.01	1.93					1/2 5/8
		Threaded Ball Knobs matt finish - high impact resistant thermoplastic							
	Female	451	0.98	0.91	0.51			1/4 5/16	
	Aluminium insert	452	1.26	1.18	0.55				1/4 5/16
		453	1.50	1.42	0.71				5/16 3/8
		Self-fixing Ball Knobs matt finish - high impact resistant thermoplastic							
	Female	402/SF	0.98	0.91	0.67	0.51		1/4 5/16	
	Moulded bore	403/SF	1.26	1.18	0.94	0.55			5/16 3/8
		404/SF	1.50	1.42	1.06	0.71			3/8 1/2

SPECIAL OPTIONS: Gloss finish duroplast ball knobs available in black and dark red as standard, other colours on request.
Matt finish thermoplastic ball knobs available in black, red, green, yellow, blue, white and grey.

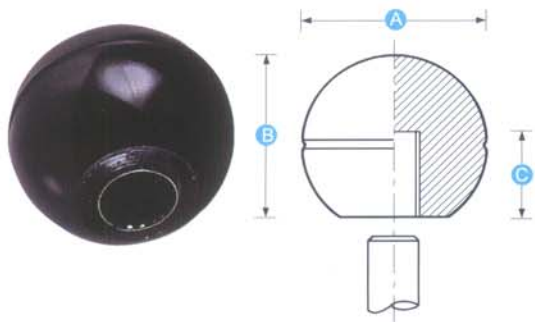
Type	Code	A	B	C	D	E	F	To fit shaft diameter
------	------	---	---	---	---	---	---	-----------------------

Self Fixing Ball Knobs gloss finish - duroplast



Simple knock-on assembly on to a radiused standard plain shaft by use of a plastic hammer. Very secure fitting with elimination of costly threading operation.


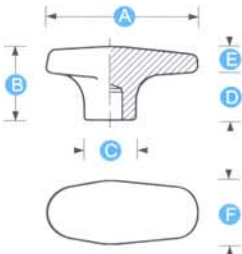
Female Inch	KB3/075	0.75	0.67	0.47				3/16
	KB4/075	0.75	0.67	0.47				1/4
	KB4/100	0.98	0.91	0.59				1/4
	KB5/100	0.98	0.91	0.59				5/16
	KB4/125	1.26	1.18	0.67				1/4
	KB5/125	1.26	1.18	0.59				5/16
	KB6/125	1.26	1.18	0.79				3/8
	KB6/150	1.50	1.42	0.79				3/8
	KB8/150	1.50	1.42	0.79				1/2
	KB8/175	1.73	1.69	0.79				1/2
	KB10/175	1.73	1.69	0.91				5/8
	KB8/200	2.01	1.93	0.79				1/2
	KB10/200	2.01	1.93	0.91				5/8


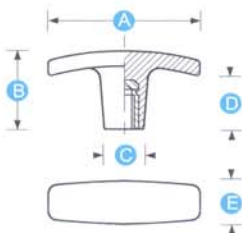


Simple knock-on assembly on to a radiused standard plain shaft by use of a plastic hammer. Very secure fitting with elimination of costly threading operation.

Female Metric	MK5/075	0.75	0.67	0.51				5 mm
	MK6/075	0.75	0.67	0.39				6 mm
	MK6/100	0.98	0.91	0.63				6 mm
	MK8/100	0.98	0.91	0.59				8 mm
	MK6/125	1.26	1.18	0.63				6 mm
	MK8/125	1.26	1.18	0.59				8 mm
	MK10/125	1.26	1.18	0.75				10 mm
	MK10/150	1.50	1.42	0.75				10 mm
	MK12/150	1.50	1.42	0.79				12 mm
	MK12/175	1.73	1.69	0.79				12 mm
	MK16/175	1.73	1.69	0.91				16 mm
	MK12/200	2.01	1.93	0.79				12 mm
	MK16/200	2.01	1.93	0.91				16 mm

SPECIAL OPTIONS: Available in black and dark red as standard, other colours on request.

Type	Code	A	B	C	D	E	F	Thread (UNC)	Male thread length		
Tea Knob gloss finish - duroplast											
		Female	1345	2.36	1.18	0.79	0.71	0.98	1/4 5/16		
		Moulded thread	1346	3.15	1.18	0.87	0.71		1.18	5/16 3/8	
			1347	3.94	1.38	0.98	0.79		1.26	3/8 1/2	


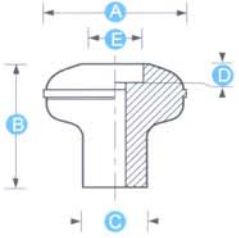

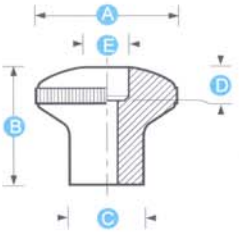

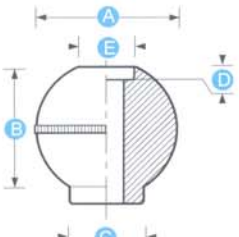

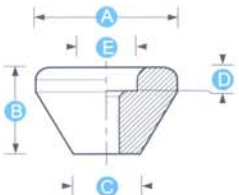
Tea Knob matt finish - high impact resistant thermoplastic										
		Female	3740	1.57	1.18	0.51	0.79	0.51	1/4	
		Brass insert	3750	1.97	0.98	0.55	0.63	0.63	1/4	
			3760	2.36	1.26	0.63	0.91	0.71	1/4 5/16 3/8	
			3772	2.80	1.34	0.71	0.75	0.75	1/4 5/16 3/8	
			3780	3.15	1.57	1.02	1.02	1.06	5/16 3/8	

		Male	3740/M	1.57	1.18	0.51	0.79	0.51	1/4	1 1 1/2	
		Plated steel stud	3750/M	1.97	0.98	0.55	0.63	0.63	1/4	1 1 1/2	2
			3760/M	2.36	1.26	0.63	0.91	0.71	1/4 5/16 3/8	1 1 1/2	2
			3772/M	2.80	1.34	0.71	0.75	0.75	1/4 5/16 3/8	1 1 1/2	2
			3780/M	3.15	1.57	1.02	1.02	1.06	5/16 3/8	1 1/2	2 3

Tea Knob matt finish - duroplast										
		Female								
		Aluminium insert	1462	2.76	1.69	0.79	0.79	0.67	1/4 5/16 3/8	

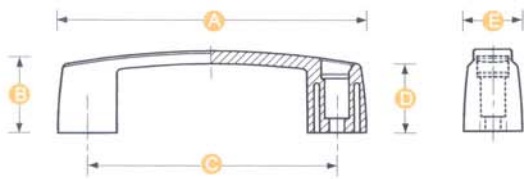
		Male								
		Plated steel stud	1462/M	2.76	1.69	0.79	0.79	0.67	1/4 5/16 3/8	1 1 1/2

SPECIAL OPTIONS: Metric threads, non-standard thread lengths and different thread materials (stainless steel, brass, aluminium, zinc plated steel) are available for most parts.

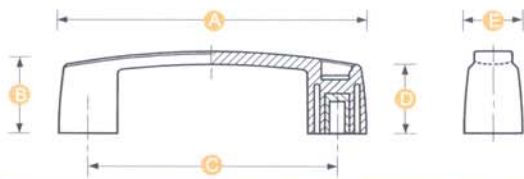
Type	Code	A	B	C	D	E	F	Clearance bore	
Revolving Knobs gloss finish - duroplast									
		Female							
Moulded clearance bore	181	1.89	1.77	0.87	0.24	0.79		5/16 3/8	
		Female							
Moulded clearance bore	1208	1.97	1.73	1.02	0.31	0.47		5/16 3/8	
		Female							
Moulded clearance bore	944	1.97	2.01	1.10	0.16	0.83		3/8 1/2	
	945	2.01	2.32	0.87	0.24	0.63		1/2	
		Female							
Moulded clearance bore	251	1.26	0.83	0.55	0.31	0.47		1/4 5/16	
	252	1.50	0.98	0.63	0.31	0.63		1/4 5/16 3/8	
	253	1.73	1.18	0.71	0.39	0.79		3/8 1/2	



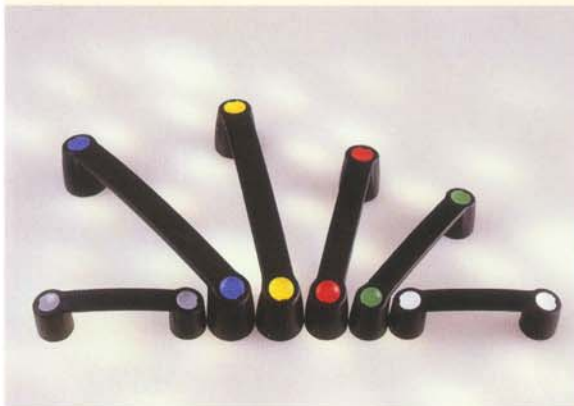
Type	Code	A	B	C	D	E	F	UNC thread or bore	To fit socket head cap screw
------	------	---	---	---	---	---	---	--------------------	------------------------------

Bridge Handle matt finish - high impact resistant reinforced thermoplastic


Plain Bore	2093	4.70	1.38	3.68	1.14	0.67		1/4	1/4
To fit socket head cap screw	2117	5.71	1.57	4.61	1.34	0.75		5/16	5/16
	2132	6.42	1.77	5.20	1.50	0.79		5/16	5/16
	2179	8.39	1.97	7.05	1.67	0.87		5/16	5/16



Female	2093/F	4.70	1.38	3.68	1.14	0.67		1/4	5/16
Brass insert	2117/F	5.71	1.57	4.61	1.34	0.75		1/4	5/16
	2132/F	6.42	1.77	5.20	1.50	0.79		1/4	5/16
	2179/F	8.39	1.97	7.05	1.67	0.87		5/16	3/8 1/2



These bridge handles combine a modern design with strength and durability. They are manufactured in high impact resistant material to withstand arduous industrial use, yet they are lightweight and versatile. Two different versions allow you to select the most appropriate fixing method for your application; the plain bore for use with a socket cap screw and the brass insert for attachment from the underside.

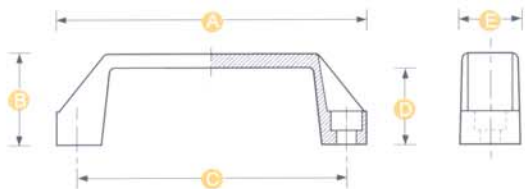
Apart from the usual black, the handles can also be ordered in six other cadmium free colours, allowing you to colour code for aesthetic or safety requirements. You can mix and match the colours of the handle and cap, and for corporate visibility, your logo can be inserted in the cap. The standard version is a black handle with a black cap.

Type	Code	A	B	C	D	E	F	UNC thread or bore	To fit socket head cap screw
------	------	---	---	---	---	---	---	--------------------	------------------------------

Bridge Handle matt finish - high impact resistant thermoplastic



Plain Bore	1480	5.28	1.61	4.61	1.38	1.02		5/16	5/16
-------------------	-------------	------	------	------	------	------	--	------	------

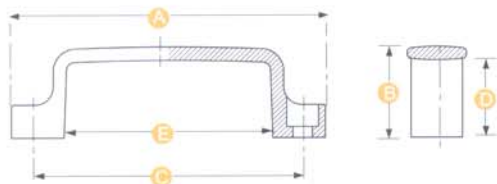


Bridge Handle matt finish - high impact resistant reinforced thermoplastic

NEW!



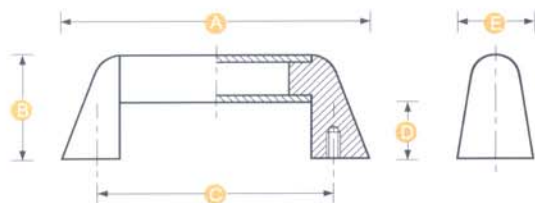
Plain Bore	3093	4.33	1.42	3.68	1.18	2.83		1/4	1/4
To fit socket head cap screw	3117	5.39	1.61	4.61	1.38	3.66		5/16	5/16
	3132	6.02	1.77	5.20	1.50	4.09		5/16	5/16
	3179	7.87	1.97	7.05	1.65	5.91		5/16	5/16



Bridge Handle gloss finish - duroplast and pvc



Threaded	1154/4	5.20	1.77	4.02	0.98	1.18		1/4	
Moulded thread	1154/5	6.18	1.77	5.00	0.98	1.18		1/4	
	1154/6	7.17	1.77	5.98	0.98	1.18		1/4	

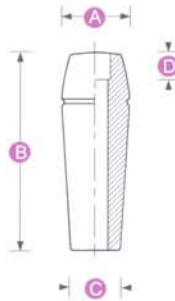


The distance between the centres (dimension C) can be varied to suit your requirements.

Type	Code	A	B	C	D	E	F	Thread	
19 Inch Equipment Handle matt finish - black anodised aluminium									
	Threaded	MBHRI	2.64	1.57	2.17	1.26	0.47	M5	
	Complete with screws and washers	MBHR2	3.94	1.57	3.46	1.26	0.47		M5
		MBHR3	5.20	1.57	4.72	1.26	0.47		M5
		MBHR4	7.56	1.57	7.09	1.26	0.47		M5
		MBHR5	9.72	1.57	9.25	1.26	0.47		M5
Oval Cross Section Handle matt finish - black or silver anodised aluminium									
	Threaded	MBH01	2.48	1.57	2.17	1.26	0.47	M5	
	Complete with screws and washers	MBH02	3.78	1.57	3.46	1.26	0.47		M5
		MBH03	4.25	1.57	3.94	1.26	0.47		M5
		MBH04	5.04	1.57	4.72	1.26	0.47		M5
		MBH05	7.40	1.57	7.09	1.26	0.47		M5
		MBH06	9.57	1.57	9.25	1.26	0.47		M5
Round Cross Section Handle chrome plated steel									
	Threaded	MBHS1	3.66	0.94	3.46	0.75	0.20	M3	
	Complete with nickel plated dress ring, screws and washers	MBHS2	3.78	1.30	3.46	0.98	0.31		M4
		MBHS3	4.09	1.30	3.78	0.98	0.31		M4
		MBHS4	5.04	1.30	4.72	0.98	0.31		M4
		MBHS5	5.12	1.61	4.72	1.22	0.39		M5
		MBHS6	7.48	1.61	7.09	1.22	0.39		M5
		MBHS7	9.65	1.61	9.25	1.22	0.39		M5

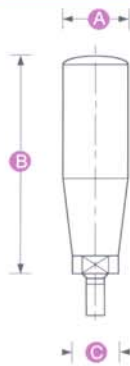
Type	Code	A	B	C	D	E	F	UNC Thread/Bore Male thread length
------	------	---	---	---	---	---	---	------------------------------------

Revolving Handle gloss finish - duroplast



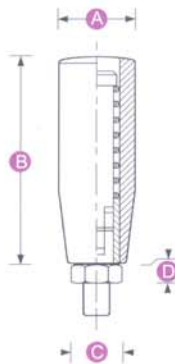
Female	1303/S	0.71	1.57	0.47	0.31	0.39		3/16 1/4
Moulded	1304/S	0.79	2.36	0.55	0.31	0.39		3/16 1/4 5/16
clearance	1305/S	0.94	3.15	0.71	0.51	0.51		1/4 5/16 3/8
bore	1306/S	1.10	3.74	0.79	0.51	0.63		5/16 3/8 1/2
	1307/S	1.18	4.33	0.87	0.59	0.71		3/8 1/2

Revolving Handle matt finish - high impact resistant thermoplastic

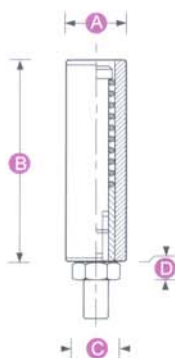


Male	3155/M	0.79	2.17	0.47				M6 12mm
Plated steel	3167/M	0.91	2.64	0.71				M8 15mm
insert	3177/M	0.98	3.03	0.71				M8 M10 15mm
	3187/M	1.06	3.43	0.79				M10 M12 15mm
	3197/M	1.14	3.82	0.79				M10 M12 15mm

Revolving Folding Handles matt finish - high impact resistant thermoplastic



Male	3250/M	0.79	1.97	0.55	0.24			M6 9mm
Plated steel	3270/M	0.98	2.76	0.79	0.24			M8 10mm
stud								

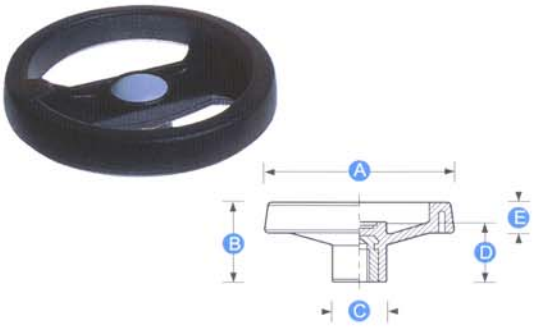
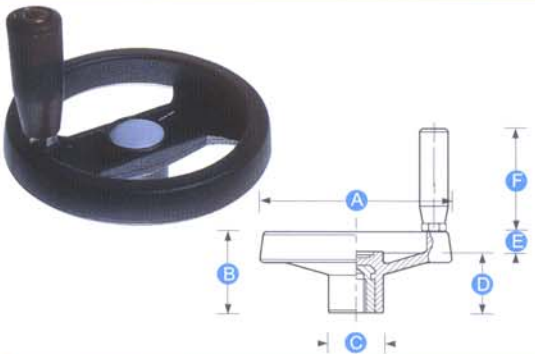
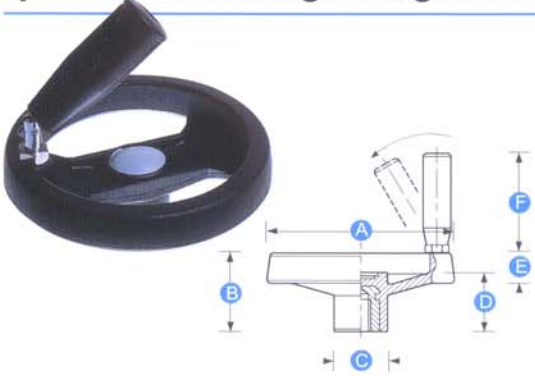
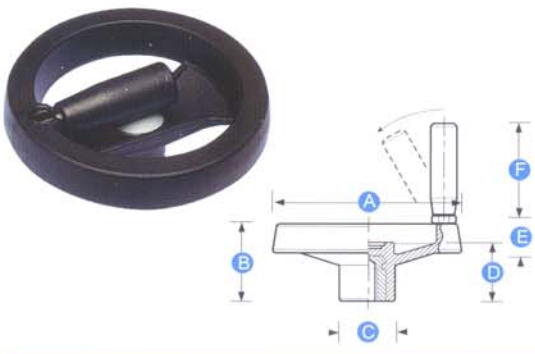


Male	3282/M	0.98	3.23	0.98	0.28			M10 17mm
Plated steel	3290/M	0.98	3.54	0.98	0.28			M10 17mm
stud								

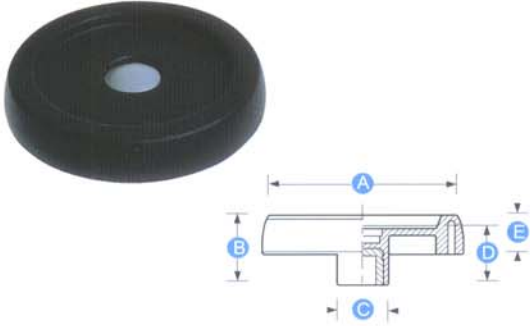
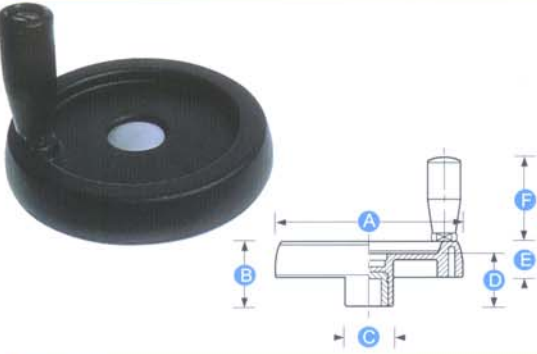
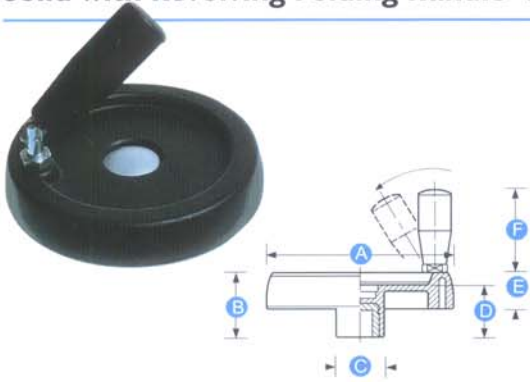
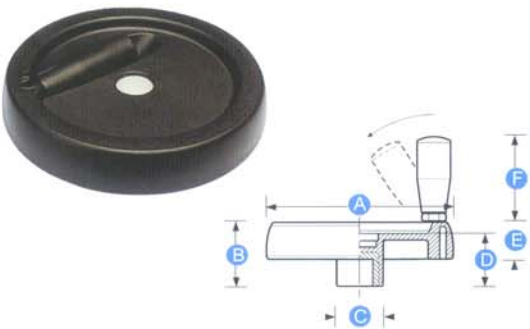
Type	Code	A	B	C	D	E	F	Thread/BoreUNC	Male thread length
Handles gloss finish - duroplast									
	Female								
	Moulded thread	I303/F	0.71	1.57	0.47			1/4 5/16	
		I304/F	0.79	2.36	0.55			1/4 5/16	
		I305/F	0.94	3.15	0.71			1/4 5/16	
		I306/F	1.10	3.74	0.79			3/8 1/2	
	I307/F	1.18	4.33	0.87			3/8 1/2		
	Self fixing	I304/SF	0.79	2.36	0.55	2.09		1/4	
	Simple knock-on assembly onto plain shaft	I305/SF	0.94	3.15	0.71	2.72		5/16 3/8	
		I306/SF	1.10	3.74	0.79	3.27		3/8	
		I307/SF	1.18	4.33	0.87	3.70		3/8	
	Male								
	Plated steel stud	I303/M	0.71	1.57	0.47			1/4	3/8
		I304/M	0.79	2.36	0.55			1/4 5/16	1/2
		I305/M	0.94	3.15	0.71			1/4 5/16	5/8
		I306/M	1.10	3.74	0.79			3/8 1/2	3/4
	I307/M	1.18	4.33	0.87			3/8 1/2	3/4	

SPECIAL OPTIONS: Most parts can also be supplied with metric threads.

Type	Code	A	B	C	D	E	F	Thread/bore UNC	Male thread length
Handles matt finish - thermoplastic									
 	Female	2303	0.71	1.57	0.59			1/4	
	Moulded	2304	0.83	1.97	0.67			5/16	
	thread	2305	0.91	2.56	0.75			3/8	
		2306	1.02	3.15	0.83			1/2	
		2307	1.10	3.54	0.87			1/2	
 	Male	2303/M	0.71	1.57	0.59			1/4	10
	Plated steel	2304/M	0.83	1.97	0.67			5/16	12
	insert	2305/M	0.91	2.56	0.75			5/16	15
		2306/M	1.02	3.15	0.83			1/2	20
		2307/M	1.10	3.54	0.87			1/2	20
 	Self fixing	2303/SF	0.71	1.57	0.59	1.46		5/16	
	Simple	2304/SF	0.83	1.97	0.67	1.81		3/8	
	knock-on	2305/SF	0.91	2.56	0.75	2.40		3/8	
	assembly onto	2306/SF	1.02	3.15	0.83	2.95		1/2	
	plain shaft	2307/SF	1.10	3.54	0.87	3.35		1/2	

	Type	Code	A	B	C	D	E	F	Pilot bore	Maximum bore
Spoked matt finish - high impact resistant reinforced thermoplastic										
	Plated steel insert	91100	3.94	1.73	1.10	1.30	0.63		5mm	16mm
		91130	5.12	1.93	1.22	1.38	0.79		5mm	16mm
		91160	6.30	2.20	1.57	1.57	0.94		5mm	20mm
		91200	7.87	2.40	1.97	1.57	1.10		5mm	20mm
		91250	9.84	2.76	2.20	1.73	1.26		5mm	20mm
Spoked with Revolving Fixed Handle matt finish - high impact resistant reinforced thermoplastic										
	Plated steel insert	92100	3.94	1.73	1.10	1.30	0.63	2.20	5mm	16mm
		92130	5.12	1.93	1.22	1.38	0.79	2.60	5mm	16mm
		92160	6.30	2.20	1.57	1.57	0.94	2.99	5mm	20mm
		92200	7.87	2.40	1.97	1.57	1.10	2.99	5mm	20mm
		92250	9.84	2.76	2.20	1.73	1.26	3.62	5mm	20mm
Spoked with Revolving Folding Handle matt finish - high impact resistant reinforced thermoplastic										
	Plated steel insert	93130	5.12	1.93	1.22	1.38	0.79	2.99	5mm	16mm
		93160	6.30	2.20	1.57	1.57	0.94	2.99	5mm	20mm
		93200	7.87	2.40	1.97	1.57	1.10	2.99	5mm	20mm
		93250	9.84	2.76	2.20	1.73	1.26	3.78	5mm	20mm
Spoked with Revolving Flush Folding Handle matt finish - high impact resistant reinforced thermoplastic										
	Plated steel insert	90130	5.12	2.09	1.22	1.38	0.91	2.36	5mm	16mm
		90160	6.30	2.32	1.57	1.57	1.02	2.76	5mm	20mm


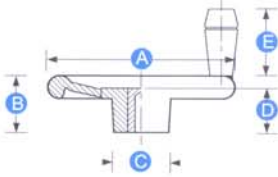
SPECIAL OPTIONS: The pilot bore can be machined to your requirements, up to the maximum bore shown.

Type	Code	A	B	C	D	E	F	Pilot bore	Maximum bore	
Solid matt finish - high impact resistant reinforced thermoplastic										
	Plated steel insert	86100	3.94	1.54	1.18	1.34	0.83	5mm	16mm	
		86125	4.92	1.73	1.42	1.46	0.94	5mm	16mm	
		86150	5.91	2.09	1.50	1.69	1.14	5mm	20mm	
		86175	6.89	2.20	1.57	1.81	1.26	5mm	20mm	
		86200	7.87	2.32	1.73	1.93	1.38	5mm	20mm	
Solid with Revolving Fixed Handle matt finish - high impact resistant reinforced thermoplastic										
	Plated steel insert	87100	3.94	1.54	1.18	1.34	0.83	2.17	5mm	16mm
		87125	4.92	1.73	1.42	1.46	0.94	2.60	5mm	16mm
		87150	5.91	2.09	1.50	1.69	1.14	2.99	5mm	20mm
		87175	6.89	2.20	1.57	1.81	1.26	3.39	5mm	20mm
		87200	7.87	2.32	1.73	1.93	1.38	3.39	5mm	20mm
Solid with Revolving Folding Handle matt finish - high impact resistant reinforced thermoplastic										
	Plated steel insert	88100	3.94	1.54	1.18	1.34	0.83	2.17	5mm	16mm
		88125	4.92	1.73	1.42	1.46	0.94	2.99	5mm	16mm
		88150	5.91	2.09	1.50	1.69	1.14	3.54	5mm	20mm
		88175	6.89	2.20	1.57	1.81	1.26	3.86	5mm	20mm
		88200	7.87	2.32	1.73	1.93	1.38	3.86	5mm	20mm
Solid with Revolving Flush Folding Handle matt finish - high impact resistant reinforced thermoplastic										
	Plated steel insert	89150	5.91	2.09	1.69	1.50	2.36	1.26	5mm	20mm
		89175	6.89	2.24	1.85	1.57	2.76	1.38	5mm	20mm
		89200	7.87	2.36	1.97	1.73	3.15	1.50	5mm	20mm

SPECIAL OPTIONS: The pilot bore can be machined to your requirements, up to the maximum bore shown.






Type	Code	A	B	C	D	E	F	Pilot bore	Maximum bore
Dished gloss finish - duroplast									
	Steel insert	57	7.48	2.76	2.01	1.42		3/8	1
									

Dished with Revolving Handle gloss finish - duroplast									
	Steel insert	704	3.94	1.50	1.26	0.87	2.17	1/4	1/2
		706	5.91	1.97	1.50	1.14	2.99	3/8	3/4



SPECIAL OPTIONS: The pilot bore can be machined to your requirements, up to the maximum bore shown.




Type	Code	A	B	C	D	E	F	Pilot bore	Maximum bore
Solid gloss finish - duroplast									
	Steel insert	341	6.50	1.85	1.73	1.65		1/4	1
		342	7.99	2.48	2.01	2.13		3/8	1 1/4
		38	10.55	2.76	2.24	2.13		3/8	1 1/4
Solid with Revolving Handle gloss finish - duroplast									
	Steel insert	603	6.50	2.05	1.77	1.65	2.95	1/4	1
		604	7.87	2.68	2.28	2.13	2.95	3/8	1 1/4
		62	10.55	2.36	2.36	2.13	3.62	3/8	1 1/4
Solid with Revolving Handle gloss finish - duroplast									
	Aluminium insert	601	3.50	1.26	1.46	1.61		5/16 3/8 1/2	
		602	5.00	1.50	1.73	2.48		5/16 3/8 1/2	

SPECIAL OPTIONS: The pilot bore can be machined to your requirements, up to the maximum bore shown.



Electronic Hardware Corporation ISO9001:2000 Certified

THE WORLD'S LARGEST SELECTION OF KNOBS



Global Manufacturing and Innovative Design



ELECTRONIC HARDWARE CORPORATION

320 Broad Hollow Road, Farmingdale, NY 11735
631.752.1950 OR FAX 631.752.1971
1.800.752.1680 OR Email: sales@ehcknobs.com